

# Help File

## 10,000 Wonders 10K WAYS™

10,000 Wonders 10K WAYS™ is a slot game with 10K WAYS™ mechanics.

The game has 6 reels. It has 4 rows on reels 1 and 6; and 5 rows (inclusive of top reel) on reels 2, 3, 4 and 5.

There are 10,000 ways to win.

The Theoretical Return to Player (RTP) is: 96.16%

## Rules

### TEMPLE

TEMPLE substitutes for all symbols except LAMP.  
TEMPLE appears on top reel only.

### SCATTER

6 or more LAMPS trigger the Bonus Respins.

### DIAMOND BONUSES

Each LAMP awards a prize or bonus in the Bonus Respins.

### BONUS RESPINS

Bonus Respins are triggered when 6 or more LAMP appear.  
3 respins are awarded.

All LAMP symbols are held, and all remaining positions spin.

When any new LAMP symbols appear, they are held, and respins are reset to 3.

Respins are completed when no more respins remain, or when all visible positions on the reels are filled with LAMP symbols.

Upon completion of respins, each LAMP symbol awards a prize or bonus prize.

Pink Diamond and Red Diamond bonus prizes may be awarded more than once per feature.

Blue Diamond and Green Diamond bonus prizes may only be awarded once per feature.

Blue Diamond bonus prize is 2000 x total bet.

Green Diamond bonus prize is 250 x total bet.

Pink Diamond bonus prize is 50 x total bet.

Red Diamond bonus prize is 10 x total bet.

Non-bonus prizes range from 1 to 100 x total bet.

Bonus prizes are not progressive.

Bonus Respins are played at the bet of the triggering spin.

TEMPLE symbols do not appear during Bonus Respins.  
Symbol pays shown in the payable are not awarded during Bonus Respins.

## **GAME RULES**

Player selects a Total Bet size to play 10,000 ways.

Payouts are made according to the payable.

All wins are multiplied by total bet.

Non-bonus prizes displayed over LAMP symbols have already been multiplied by total bet amount.

Highest win paid per winning combination.

Coinciding wins are added.

Only positions containing the winning symbol are used in determining the win for that symbol.

All wins begin with leftmost reel and pay left to right only on adjacent reels.

TEMPLE substitutes for all symbols except LAMP.

TEMPLE appears on the top reel only.








The top reel adds a symbol to the reel it is above for reels 2, 3, 4 and 5.

Every winning symbol (except LAMP) explodes and is replaced by symbols coming from above on the reels and from the right in the top reel.



Malfunction voids all pays and plays.

## How to Play

Pick your bet amount and push spin button.

	<p><b>Spin Button</b></p> <p>Places a bet then spin the reels.</p>
	<p><b>Menu Button</b></p> <p>Opens a window where the player can view info pages; go to lobby; change bets; configure autoplay and adjust game settings.</p> <p>It defaults to info pages.</p>
<p><b>BALANCE:</b></p>	<p><b>Balance Meter</b></p> <p>Display the player's current balance.</p>
<p><b>TOTAL BET:</b></p>	<p><b>Total Bet Meter</b></p> <p>Display the total wager staked</p>
<p><b>WIN:</b></p>	<p><b>Win Meter</b></p> <p>Display the current win amount.</p>
	<p><b>Info Button</b></p> <p>Display info pages.</p>
	<p><b>Return to Game Button</b></p> <p>Go back to Base Game.</p>
	<p><b>Home Button</b></p> <p>Go to Casino Lobby. Configurable per operator.</p>
	<p><b>Bet Settings Button</b></p> <p>Opens Bet configuration window, where player can select the desired bet amount.</p>
	<p><b>Game Settings Button</b></p> <p>Open Game settings configuration window, where the player can adjust the following:</p> <ul style="list-style-type: none"> <li>- Turn sounds On or Off</li> <li>- Turn background music On or Off (keep sound effects On)</li> </ul>

Classification: Internal. This information is considered normal or routine business information. Any employee within Atlantic Lottery may view the information. Discretion should be used when sharing the information with third parties and stakeholders.

	<ul style="list-style-type: none"> <li>- Turn full screen mode On or Off</li> <li>- Turn left hand mode On or Off</li> </ul>
	<p><b>Sound Buttons</b></p> <p>Turn sounds On or Off respectively.</p>
	<p><b>Bonus Meters</b></p> <p>Shows Bonus amounts.</p>

## Keyboard Shortcuts

Space bar: Pressing the Space bar will initiate Spin.