

GRETA GOES WILD

Game Rules (2.4 - 08/09/2020)

1. OVERVIEW

The goal is to obtain a winning combination on a winning line spread across the reels.

Game specifications:

Type	Slots
Number of reels	5
Number of rows	3
Number of lines	10 (cannot be changed)
Number of coins you can bet	10 (cannot be changed)
Progressive	No
Double feature	No
Wild symbols	Yes
Multiplier symbols	Yes
Scatter symbols	Yes
Bonus round	No
Free spins	Yes
Instant win	No
RTP	96.00%

The game disconnects if you do not take any actions for a specific number of consecutive minutes (this number varies depending on jurisdiction); the session recovery feature will save the game progress so that the next time the game is loaded, you can continue where you left off.

In the event of technical difficulties resulting in a dropped connection to the game server, the game you were playing is saved automatically and will load the next time you establish a connection to the game server. You will not be able to reconnect to the game server for the first 30 seconds after the disconnection.

Note: In case of malfunction all pays and play are voided; any bet that was not yet accepted will be voided, any bet that was unsettled will be refunded.

2. HOW TO PLAY

Note: If you do not have enough money to play a game, the bet can be set to the minimum selectable amount through a dialog window informing about this.




All winning lines pay from left to right. Wins on different lines are all added. Only the highest winning combination on each line is paid. Winnings from Free Spins are added to the total win.

The auto spin feature does not automatically start free spins - player input is required.(Available only for specific jurisdictions)

On the info bar, you can view the current BET, your BALANCE and your current WIN, displayed in either credit or your real currency, depending on the current user's choice (Available only for specific jurisdictions). To toggle between credit or your real currency, click in the BALANCE area (Available only for specific jurisdictions).




2.1. Desktop version

To play, follow these steps:

1. Click  on the main screen, and then use the + and - buttons to select a coin value.
Click  to save the settings and return to the main screen.
2. Click  to place the bet and spin the reels one time.

2.2. Mobile version

To play, follow these steps:

1. Tap  on the main screen, then use the + and - buttons to select a coin value. Tap  to save the settings and return to the main screen.
2. Tap  to place the bet and spin the reels one time.

3. SPECIAL SYMBOLS AND FEATURES

3.1. Wild

The **Wild** symbol replaces any other symbols, except the **Scatter** symbols, to form winning combinations.

X2 and X3 **Wild Multiplier** symbols are active only during **Free Spins**.

3.2. Scatter symbol

Landing 3 or more **Scatter** symbols will trigger **Free Spins**.

3.3. Oh Greta

During any spin **Greta Goes Wild** can appear to guarantee a **Bonus** or **Big Win**.

Big Win message appears when winning is more than 25x Bet.

Greta can appear during **Free Spins** if a re-trigger will be awarded!

3.4. Free Spins

3, 4 or 5 **Scatter** symbols anywhere in view will award 10, 12 or 15 **Free Spins**.

Any **Wild** symbol which lands in view remains sticky for the duration of **Free Spins**.

Whenever 2 **Wild** symbols land on the same reel they are transformed into **x2 Wild Multiplier** symbols. When a **x2 Wild Multiplier** is part of a win, it will multiply that win by x2.

Whenever 3 **Wild** symbols land on the same reel they are transformed into **x3 Wild Multiplier** symbols. When a **x3 Wild Multiplier** is part of a win, it will multiply that win by x3.





If 2 or more **Wild Multipliers** appear on the same win line, only one will multiply the win on that line. If the **Wild Multipliers** have different values, the highest one will be used.

Note: During **Free Spins**, one or more **Sticky Wild** symbols (including **x2 Wild Multiplier** and **x3 Wild Multiplier**) appearing on each of the reels activates 2 extra **Free Spins**.

4. OTHER GAME BUTTONS





4.1. Desktop version

The following buttons are available:

	Click this button to toggle the game sound on or off.
	Click this button to open the PAYOUTS tab, where you can view several screens: <ul style="list-style-type: none">• information about the payouts for the winning combinations, in either credit or your real currency - to toggle between credit or your real currency, click in the BALANCE area.• information about any existing special features or special symbols and their payouts, or specific awards;• the game lines and basic game rules. To navigate among the various screens in the PAYOUTS tab, click on the left and right arrows at the bottom of the screen.
RULES	In the last of the screens from the PAYOUTS tab, click this button to view detailed game rules, in a new browser window.
	(in real mode only) This button can be found in the PAYOUTS screen, in the BET settings screen and in the AUTO SPIN screen (available only for specific jurisdictions). Click on it to view the gameplay history, in a new browser window.
	This button can be found in the PAYOUTS screen, in the BET settings screen and in the AUTO SPIN screen (available only for specific jurisdictions). Click on it to close the game and to open the home website, in the same browser window.

4.2. Mobile version

The following buttons are available:

	Tap this button to toggle the game sound on or off.
	<p>Tap this button to open the PAYOUTS tab, where you can view several screens:</p> <ul style="list-style-type: none">• information about the payouts for the winning combinations, in either credit or your real currency - to toggle between credit or your real currency, tap in the BALANCE area.• information about any existing special features or special symbols and their payouts, or specific awards;• the game lines and basic game rules. <p>To navigate among the various screens in the PAYOUTS tab, tap on the left and right arrows at the bottom of the screen.</p>
RULES	In the last of the screens from the PAYOUTS tab, tap this button to view detailed game rules, in a new browser window.
	(in real mode only) This button can be found in the PAYOUTS screen, in the BET settings screen and in the AUTO SPIN screen (available only for specific jurisdictions). Tap on it to view the gameplay history in a new browser window.
	This button can be found in the PAYOUTS screen, in the BET settings screen and in the AUTO SPIN screen (available only for specific jurisdictions). Tap on it to close the game and to open the home website, in the same browser window.